
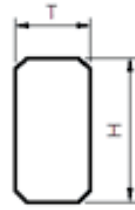





### 钨钢锤头齿-TC1型



单位: mm

代号	L	T	H	C
CTC-G50×12×20	50	12	20	1×45°
CTC-G55×12×20	55	12	20	1×45°
CTC-G60×12×23	60	12	23	1×45°
CTC-G100×12×23	100	12	23	1×45°
CTC-G105×10×20	105	10	20	1×45°
CTC-G110×12×20	110	12	20	1×45°
CTC-G144×12×23	144	12	23	1×45°
CTC-G160×12×23	160	12	23	1×45°